

QL-CPB01


GLASS TOUCH BEDSIDE CONTROL PANEL

The QL-CPB01 is a glass finish feather touch bedside control panel for Qlite Guest Room Management System. It is available in many finishes. It is an elegant user interface for service selection, lighting, curtain etc controls from the bed.

The QL-CPB01 sits on the QL NET bus takes power from the bus and gives commands to the actuator or controller depending on the system architecture.

The QL CPB01 is available in a screw less clip-on construction with black, white and gold as standard finishes. It is a flush mounting plate which fits into a standard single gang 6" X 3" back box with fixing centers at 120mm. The icons and color scheme are fully customizable as per project requirement.

The service indication icons are backlit with Red, Green and Yellow LEDs for various services and bell touch button. The icons and color scheme on the panel are fully customizable as per project requirement.



- Available in a variety of finishes
- Does not require a non-standard back box
- Operates in QL NET mode and NE 100 mode
- Finish and engraving customizable for special projects
- Brightness auto-adjusting backlit LED
- Elegant and convenient control from comfort of the bed

Specifications

Power Supply

12V DC

Power Requirement

50mA

Protocol

QL NET

Connectors

QL NET : Detachable 4 pin 1.5mm connector

Touch Sensor

Capacitive Type

LED indicators

Red and blue LED backlit for icons showing the status of selected service or control

Environment

Ambient Temperature : 0°C to 50°C

Relative Humidity : less than 80%

Safety Regulatory Compliance

CE

Dimensions

172mm (W) x 86mm (H) x 20mm (D)
(without bus connector)

172mm (W) x 86mm (H) x 33mm (D)
(with bus connector)

Weight

260g

QL-CPB01

GLASS TOUCH BEDSIDE CONTROL PANEL

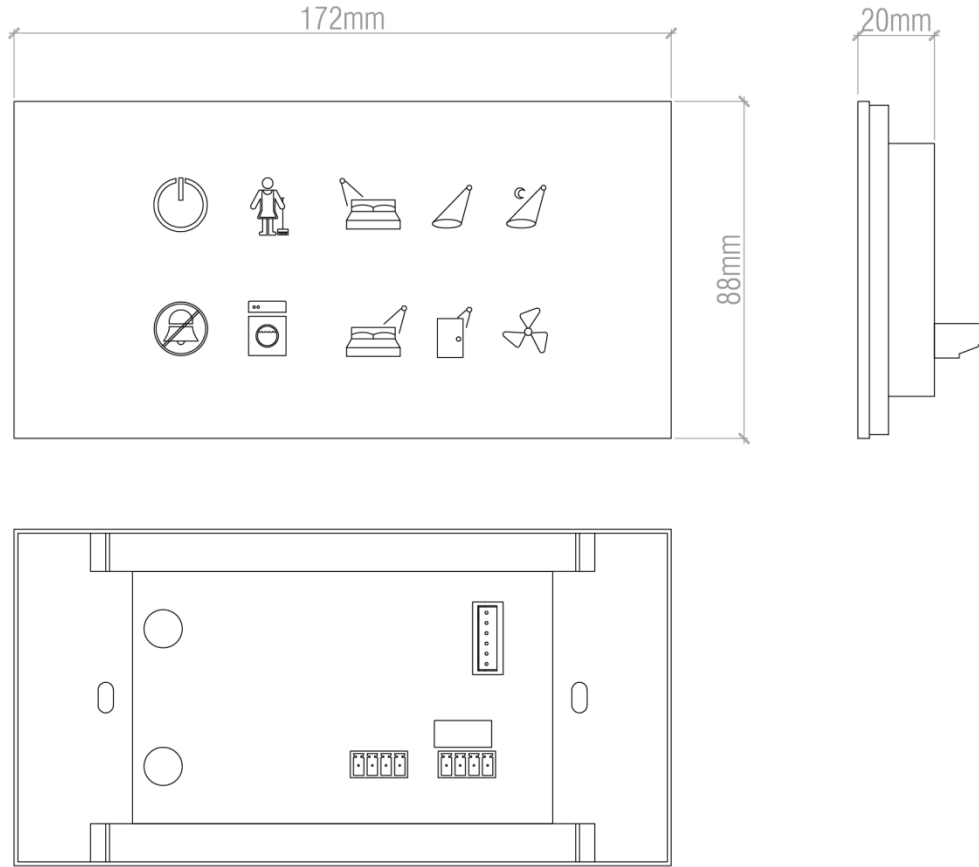


Fig 1. Module Details

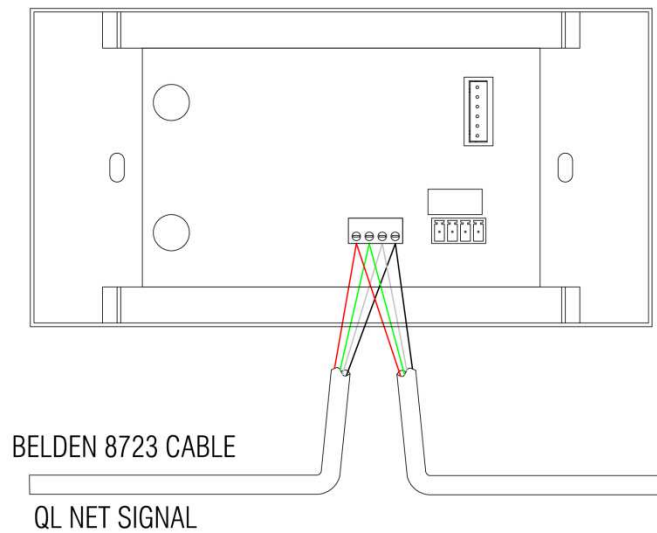


Fig 2. Module Connection