


The QL-FM04 is a 4 channel fan control module designed for small to medium sized lighting automation requirements. Any output of this module can be programmed for “Fan control mode” or “1-10V dimming mode”. The DIN rail mountable module is totally self contained with its own integral PSU and can be configured as a part of a central system or as a standalone system. In a standalone mode, the module operates in the QL NET mode. When used as a part of a central system with QL NE100 controller, the module operates in DMX-512 mode.

This module can be fitted along with protection devices in the distribution board or into a cabinet with any other modules. The metal construction has been designed and built for safety, reliability & serviceability with standard DIN rail mountable fixing arrangement. The channel numbers for each output can be configured.

After power loss, on restoration the system will restore each channel to the “last scene selected” prior to the power loss.



- Operates in Stand-alone mode and centralized mode with QL NE100
- Each channel configurable as fan mode or 0-10V dimming mode
- Up to 99 zones configurable in QL NET mode
- Up to 8 programmable scenes in QL NET mode
- Accepts standard DMX-512 signal
- DIN rail mountable
- Module current output viewable on the LCD display
- Manual adjustable dimming level for each channel
- In-built current detection function
- Auto shutdown on overload

4 CHANNEL FAN CONTROL MODULE

Specifications

Power Supply

100-270V AC, 50/60 Hz

Power Requirement

30mA @ 240V AC

QL NET Power Supply Capacity

400mA

Protocol

QL NET, DMX-512

Output Rating

Max per channel : 5A

Max per module : 12A

Load Type

Resistive only

Connectors

QL NET/DMX-512 : Non-detachable 4 pin 3.5mm connector, 2 nos. 6P6C connection jack

Power in : Non-detachable 3 pin 3.5mm connector

Phase/Neutral out : Non-detachable 8 pin 3.5mm connector (2 per output)

0-10V DC out : Non-detachable 8 pin 3.5mm connector (2 per output)

Programming Port : 2.54mm 8 pin bar connector

Configuration Buttons

▲, ▼, FCN and DMX

Manual Control Buttons

1, 2, 3 and 4

LED indicators

4 Green LEDs mimicking the output of the 4 channels

Display

LCD

Environment

Ambient Temperature : 0°C to 40°C
(The module can however be used at higher temperatures if suitable "derated")

Relative Humidity : less than 80%

Safety Regulatory Compliance

CE

Dimensions

190mm (W) x 88mm (H) x 57mm (D)

Weight

500g

4 CHANNEL FAN CONTROL MODULE

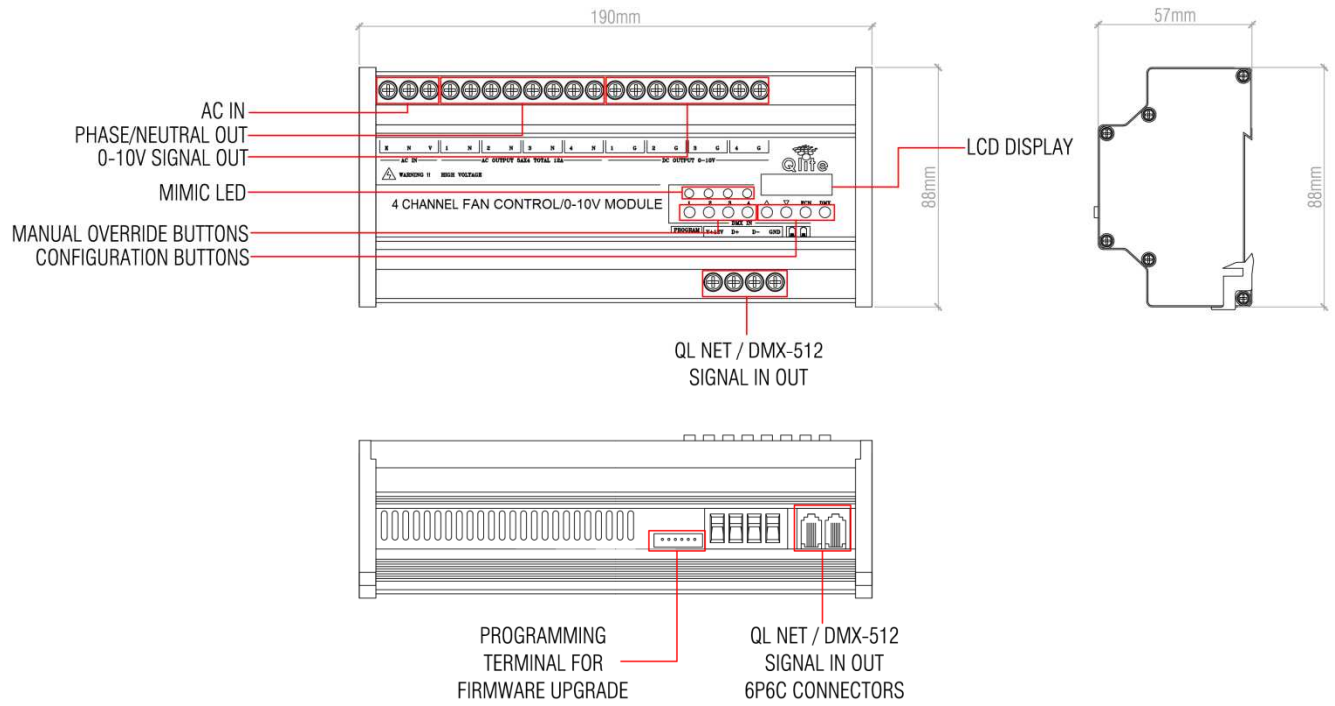


Fig 1. Module Details

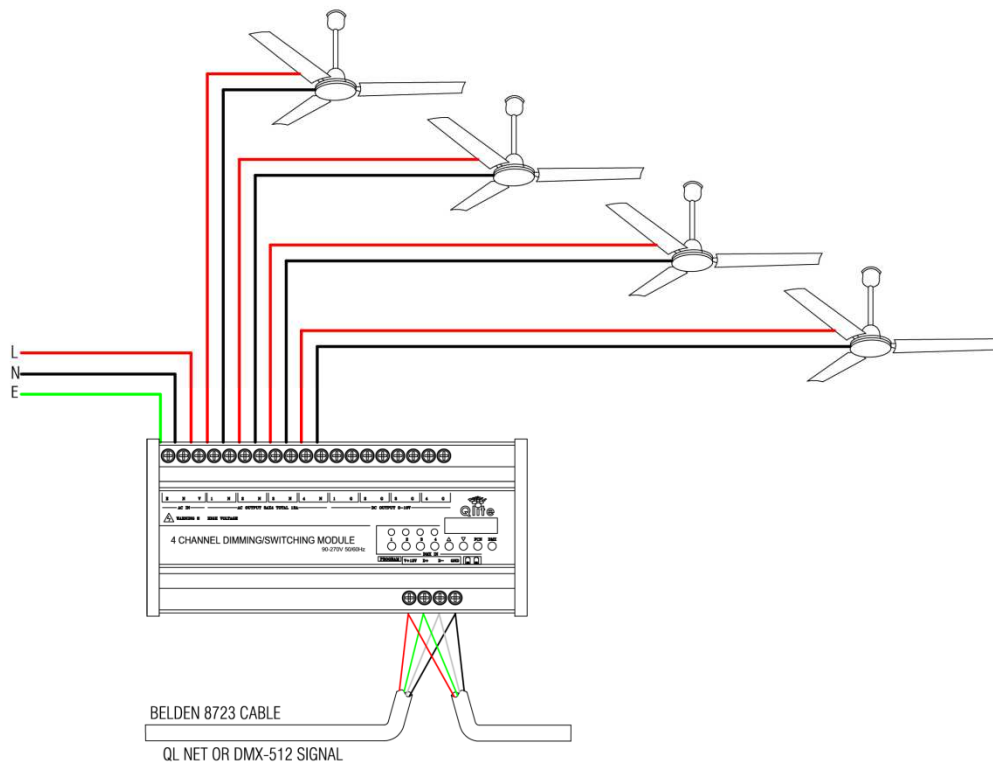


Fig 2. Module Connections

4 CHANNEL FAN CONTROL MODULE

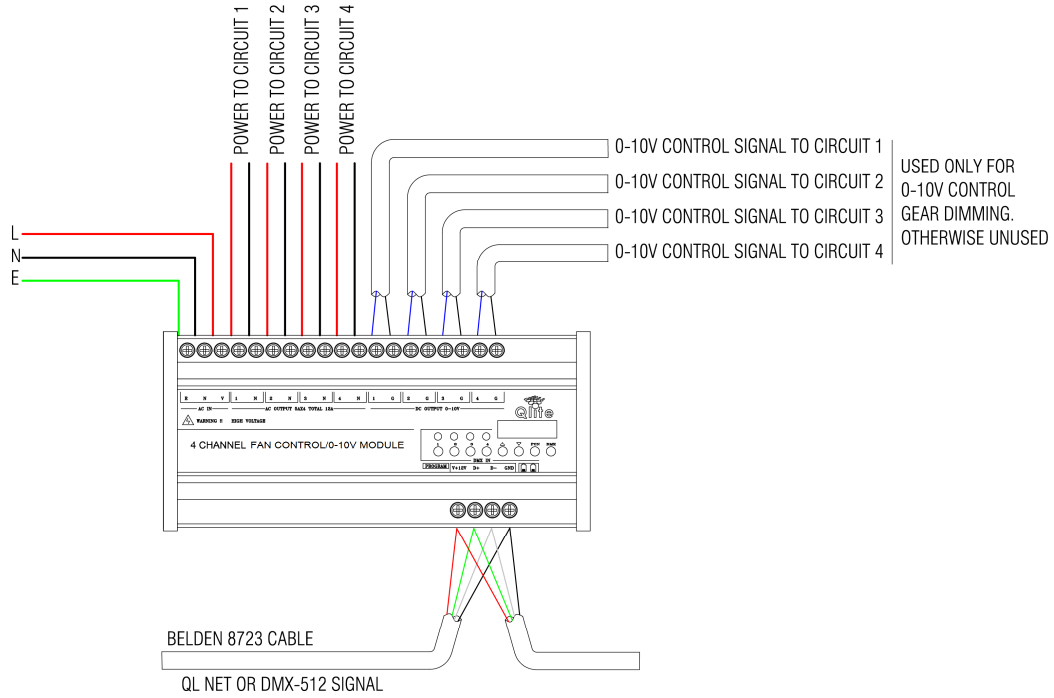


Fig 3. Module Connections for Fluorescent Light Control

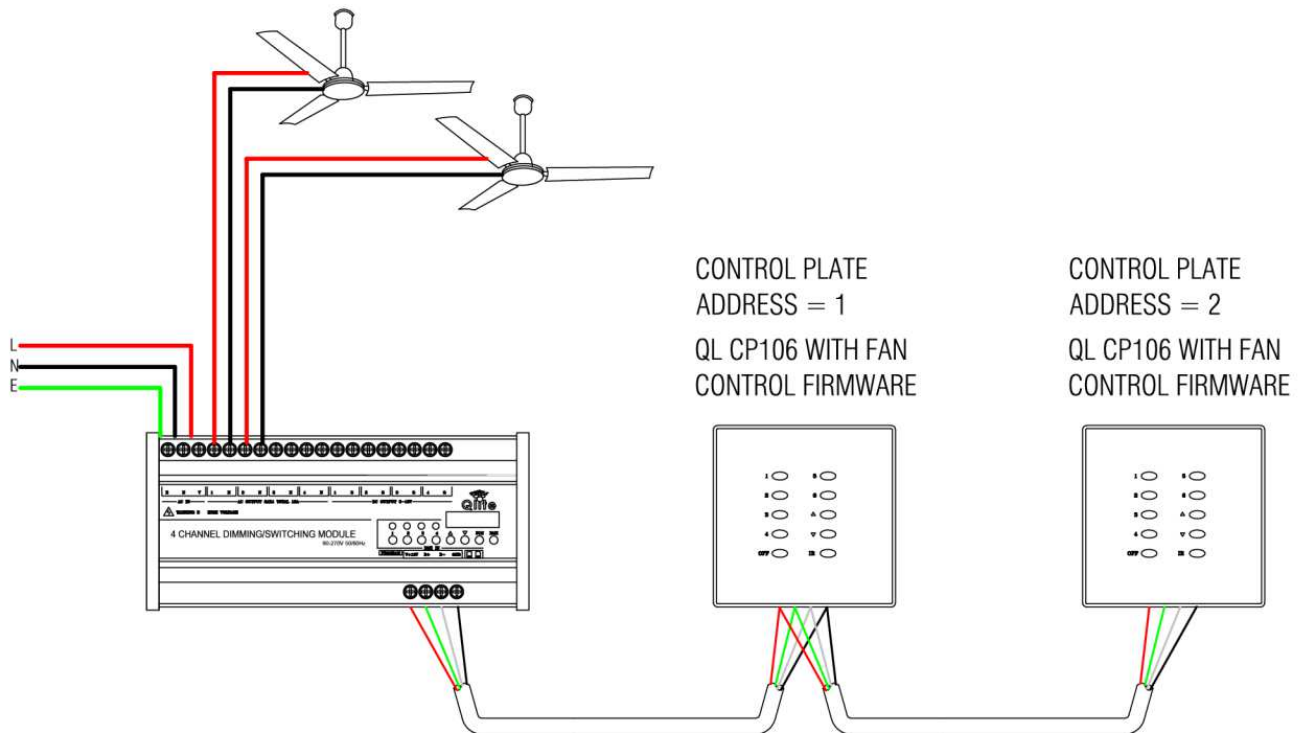


Fig 4. Typical Application 1 : QL NET mode

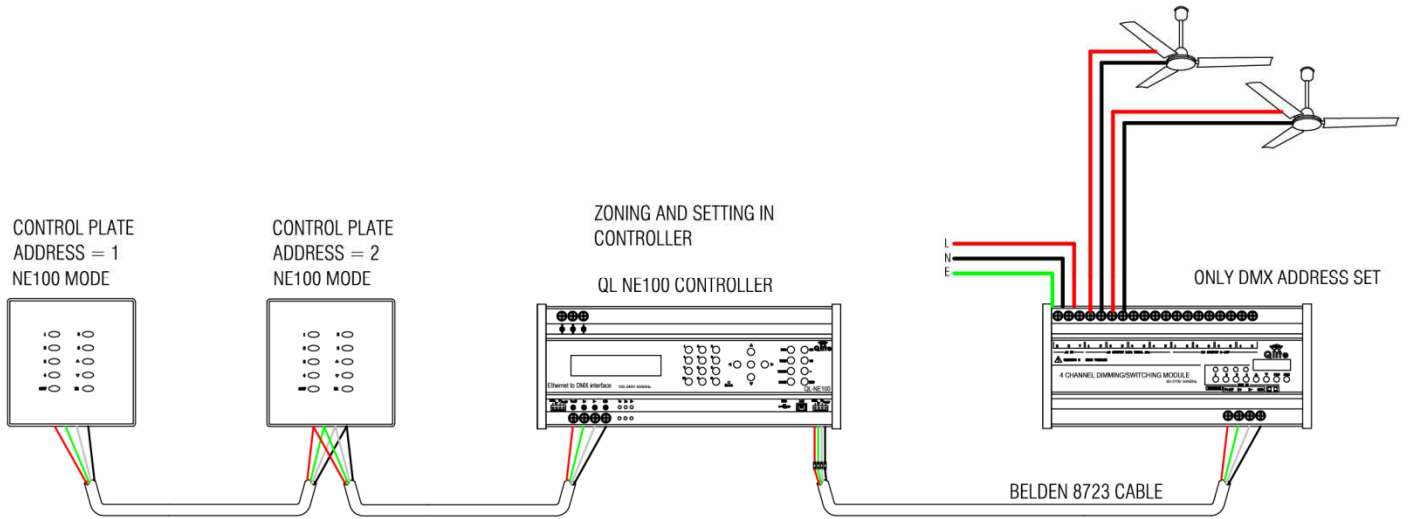


Fig 5. Typical Application 2 : NE100 mode