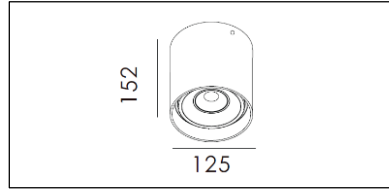


**SURFACE MOUNTED DOWN LIGHTS**



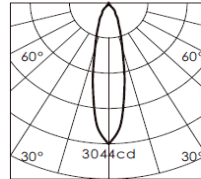
- Luminaire housing: Pure-aluminium
- Ceiling-mounted plate: Steel sheet
- The spot light tilts to a maximum of 0°-25° onto vertical plane and rotates by 358° onto horizontal plane
- Light source: COB LED with an optical lens



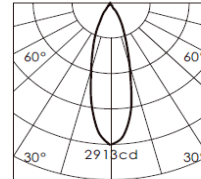
Powder-coated: **White Silver Black**  
 Colour Temp.: **2700K 3000K 4000K**  
 Beam Angle: **15° 24° 36°**

**QL C-FJD ARSL 15W** 1400lm 1.19kg  
 With LED Driver 36V-350mA  
 230V-50Hz

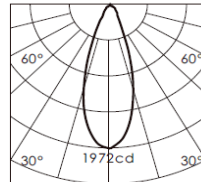
**COB LED CRI≥80 IP20 CE RoHS**



| h(m) | D(m) | Em(lx) | Emax(lx)    |
|------|------|--------|-------------|
| 1    | 0.5  | 748    | 15°<br>2991 |
| 2    | 0.9  | 262    | 748         |
| 3    | 1.4  | 149    | 332         |
| 4    | 1.9  | 103    | 187         |
| 5    | 2.3  | 78     | 120         |

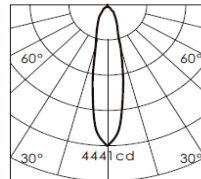


| h(m) | D(m) | Em(lx) | Emax(lx)    |
|------|------|--------|-------------|
| 1    | 0.5  | 728    | 24°<br>2913 |
| 2    | 1.1  | 255    | 728         |
| 3    | 1.6  | 146    | 324         |
| 4    | 2.2  | 100    | 182         |
| 5    | 2.7  | 76     | 117         |

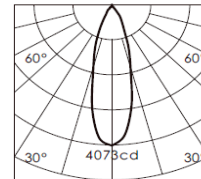


| h(m) | D(m) | Em(lx) | Emax(lx)    |
|------|------|--------|-------------|
| 1    | 0.7  | 493    | 36°<br>1972 |
| 2    | 1.4  | 173    | 493         |
| 3    | 2.1  | 99     | 219         |
| 4    | 2.8  | 68     | 123         |
| 5    | 3.4  | 51     | 79          |

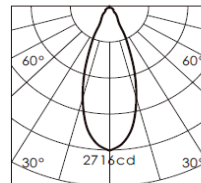
**QL C-FJE ARSL 20W** 2000lm 1.19kg  
 With LED Driver 36V-500mA  
 230V-50Hz



| h(m) | D(m) | Em(lx) | Emax(lx)    |
|------|------|--------|-------------|
| 1    | 0.5  | 1110   | 15°<br>4441 |
| 2    | 0.9  | 389    | 1110        |
| 3    | 1.4  | 222    | 493         |
| 4    | 1.8  | 153    | 278         |
| 5    | 2.3  | 116    | 178         |

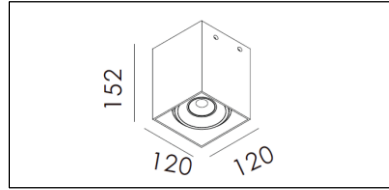


| h(m) | D(m) | Em(lx) | Emax(lx)    |
|------|------|--------|-------------|
| 1    | 0.5  | 1018   | 24°<br>4073 |
| 2    | 1.1  | 356    | 1018        |
| 3    | 1.6  | 203    | 452         |
| 4    | 2.1  | 140    | 255         |
| 5    | 2.7  | 106    | 163         |



| h(m) | D(m) | Em(lx) | Emax(lx)    |
|------|------|--------|-------------|
| 1    | 0.7  | 679    | 36°<br>2716 |
| 2    | 1.4  | 238    | 679         |
| 3    | 2.1  | 136    | 302         |
| 4    | 2.8  | 94     | 170         |
| 5    | 3.4  | 71     | 109         |

**SURFACE MOUNTED DOWN LIGHTS**

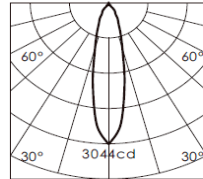


- Luminaire housing: Pure-aluminium
- Ceiling-mounted plate: Steel sheet
- The spot light tilts to a maximum of 0°-25° onto vertical plane and rotates by 358° onto horizontal plane
- Light source: COB LED with an optical lens

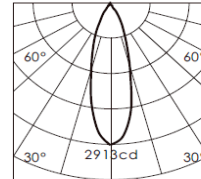
Powder-coated: **White Silver Black**  
 Colour Temp.: **2700K 3000K 4000K**  
 Beam Angle: **15° 24° 36°**

**QL C-FJJB ASSL 15W 1400lm 1.20kg**  
 With LED Driver 36V-350mA  
 230V-50Hz

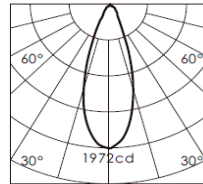
**COB LED CRI≥80 IP20 CE RoHS**



| h(m) | D(m) | Em(lx) | Emax(lx)    |
|------|------|--------|-------------|
| 1    | 0.5  | 748    | 15°<br>2991 |
| 2    | 0.9  | 262    | 748         |
| 3    | 1.4  | 149    | 332         |
| 4    | 1.9  | 103    | 187         |
| 5    | 2.3  | 78     | 120         |

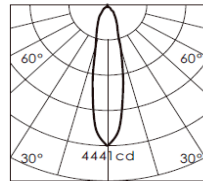


| h(m) | D(m) | Em(lx) | Emax(lx)    |
|------|------|--------|-------------|
| 1    | 0.5  | 728    | 24°<br>2913 |
| 2    | 1.1  | 255    | 728         |
| 3    | 1.6  | 146    | 324         |
| 4    | 2.2  | 100    | 182         |
| 5    | 2.7  | 76     | 117         |

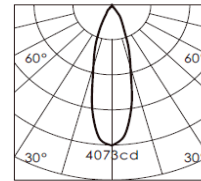


| h(m) | D(m) | Em(lx) | Emax(lx)    |
|------|------|--------|-------------|
| 1    | 0.7  | 493    | 36°<br>1972 |
| 2    | 1.4  | 173    | 493         |
| 3    | 2.1  | 99     | 219         |
| 4    | 2.8  | 68     | 123         |
| 5    | 3.4  | 51     | 79          |

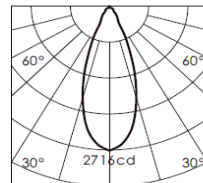
**QL C-FJJC ASSL 20W 2000lm 1.20kg**  
 With LED Driver 36V-500mA  
 230V-50Hz



| h(m) | D(m) | Em(lx) | Emax(lx)    |
|------|------|--------|-------------|
| 1    | 0.5  | 1110   | 15°<br>4441 |
| 2    | 0.9  | 389    | 1110        |
| 3    | 1.4  | 222    | 493         |
| 4    | 1.8  | 153    | 278         |
| 5    | 2.3  | 116    | 178         |



| h(m) | D(m) | Em(lx) | Emax(lx)    |
|------|------|--------|-------------|
| 1    | 0.5  | 1018   | 24°<br>4073 |
| 2    | 1.1  | 356    | 1018        |
| 3    | 1.6  | 203    | 452         |
| 4    | 2.1  | 140    | 255         |
| 5    | 2.7  | 106    | 163         |



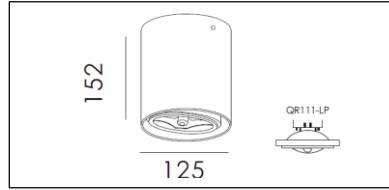
| h(m) | D(m) | Em(lx) | Emax(lx)    |
|------|------|--------|-------------|
| 1    | 0.7  | 679    | 36°<br>2716 |
| 2    | 1.4  | 238    | 679         |
| 3    | 2.1  | 136    | 302         |
| 4    | 2.8  | 94     | 170         |
| 5    | 3.4  | 71     | 109         |

**SURFACE MOUNTED DOWN LIGHTS**



**QL C-AJJA ASSL**  
QR111-LP G53  
230V 50W

1.19kg

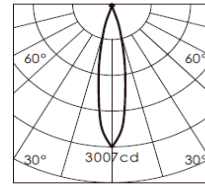


- Luminaire housing: Pure-aluminium
- Ceiling-mounted plate: Steel sheet
- The spot light tilts to a maximum of 0°-25° onto vertical plane and rotates by 358° onto horizontal plane

Powder-coated: **White Silver Black**



**IP20 CE RoHS**

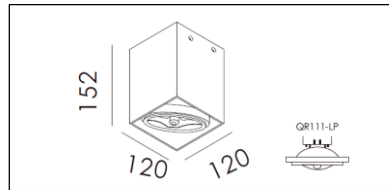


| h(m) | D(m) | Em(lx) | E <sub>max</sub> (lx) |
|------|------|--------|-----------------------|
| 1    | 0.8  | 185    | 740                   |
| 2    | 1.2  | 115    | 329                   |
| 3    | 1.6  | 83     | 185                   |
| 4    | 2.0  | 65     | 118                   |
| 5    | 2.3  | 53     | 82                    |



**QL C-AJJI ASSL**  
QR111-LP G53  
230V 50W

1.20kg

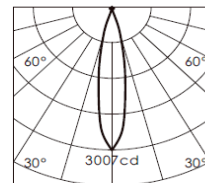


- Luminaire housing: Pure-aluminium
- Ceiling-mounted plate: Steel sheet
- The spot light tilts to a maximum of 0°-25° onto vertical plane and rotates by 358° onto horizontal plane

Powder-coated: **White Silver Black**

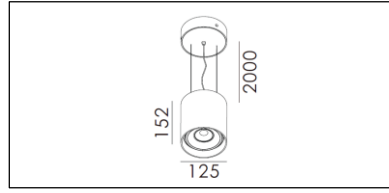


**IP20 CE RoHS**



| h(m) | D(m) | Em(lx) | E <sub>max</sub> (lx) |
|------|------|--------|-----------------------|
| 1    | 0.8  | 185    | 740                   |
| 2    | 1.2  | 115    | 329                   |
| 3    | 1.6  | 83     | 185                   |
| 4    | 2.0  | 65     | 118                   |
| 5    | 2.3  | 53     | 82                    |

**SURFACE MOUNTED DOWN LIGHTS**

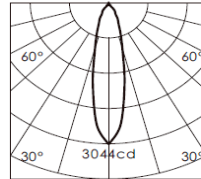


- Luminaire housing: Pure-aluminium
- Ceiling-mounted plate: Steel sheet
- The spot light tilts to a maximum of 0°-25° onto vertical plane and rotates by 358° onto horizontal plane
- Light source: COB LED with an optical lens

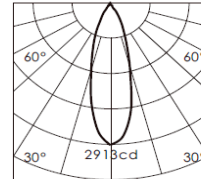
Powder-coated: **White Silver Black**  
 Colour Temp.: **2700K 3000K 4000K**  
 Beam Angle: **15° 24° 36°**

**QL P-FJD ARPL 15W 1400lm 1.61kg**  
 With LED Driver 36V-350mA  
 230V-50Hz

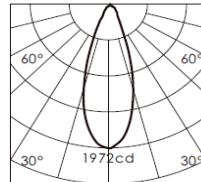
**COB LED CRI≥80 IP20 CE RoHS**



| h(m) | D(m) | Em(lx) | Emax(lx)    |
|------|------|--------|-------------|
| 1    | 0.5  | 748    | 15°<br>2991 |
| 2    | 0.9  | 262    | 748         |
| 3    | 1.4  | 149    | 332         |
| 4    | 1.9  | 103    | 187         |
| 5    | 2.3  | 78     | 120         |

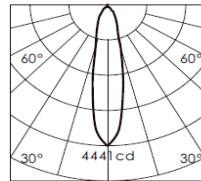


| h(m) | D(m) | Em(lx) | Emax(lx)    |
|------|------|--------|-------------|
| 1    | 0.5  | 728    | 24°<br>2913 |
| 2    | 1.1  | 255    | 728         |
| 3    | 1.6  | 146    | 324         |
| 4    | 2.2  | 100    | 182         |
| 5    | 2.7  | 76     | 117         |

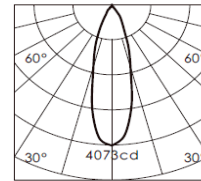


| h(m) | D(m) | Em(lx) | Emax(lx)    |
|------|------|--------|-------------|
| 1    | 0.7  | 493    | 36°<br>1972 |
| 2    | 1.4  | 173    | 493         |
| 3    | 2.1  | 99     | 219         |
| 4    | 2.8  | 68     | 123         |
| 5    | 3.4  | 51     | 79          |

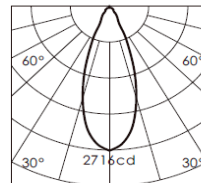
**QL P-FJE ARPL 20W 2000lm 1.61kg**  
 With LED Driver 36V-500mA  
 230V-50Hz



| h(m) | D(m) | Em(lx) | Emax(lx)    |
|------|------|--------|-------------|
| 1    | 0.5  | 1110   | 15°<br>4441 |
| 2    | 0.9  | 389    | 1110        |
| 3    | 1.4  | 222    | 493         |
| 4    | 1.8  | 153    | 278         |
| 5    | 2.3  | 116    | 178         |

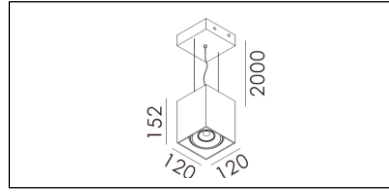


| h(m) | D(m) | Em(lx) | Emax(lx)    |
|------|------|--------|-------------|
| 1    | 0.5  | 1018   | 24°<br>4073 |
| 2    | 1.1  | 356    | 1018        |
| 3    | 1.6  | 203    | 452         |
| 4    | 2.1  | 140    | 255         |
| 5    | 2.7  | 106    | 163         |



| h(m) | D(m) | Em(lx) | Emax(lx)    |
|------|------|--------|-------------|
| 1    | 0.7  | 679    | 36°<br>2716 |
| 2    | 1.4  | 238    | 679         |
| 3    | 2.1  | 136    | 302         |
| 4    | 2.8  | 94     | 170         |
| 5    | 3.4  | 71     | 109         |

**SURFACE MOUNTED DOWN LIGHTS**



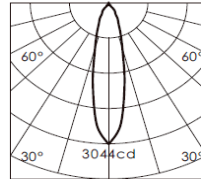
- Luminaire housing: Pure-aluminium
- Ceiling-mounted plate: Steel sheet
- The spot light tilts to a maximum of 0°-25° onto vertical plane and rotates by 358° onto horizontal plane
- Light source: COB LED with an optical lens



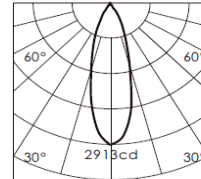
Powder-coated: **White Silver Black**  
 Colour Temp.: **2700K 3000K 4000K**  
 Beam Angle: **15° 24° 36°**

**QL P-FJJB ASPL 15W** 1400lm 1.63kg  
 With LED Driver 36V-350mA  
 230V-50Hz

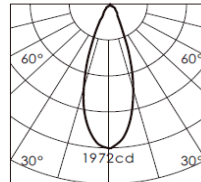
**COB LED CRI≥80 IP20 CE RoHS**



| h(m) | D(m) | Em(lx) | Emax(lx)    |
|------|------|--------|-------------|
| 1    | 0.5  | 748    | 15°<br>2991 |
| 2    | 0.9  | 262    | 748         |
| 3    | 1.4  | 149    | 332         |
| 4    | 1.9  | 103    | 187         |
| 5    | 2.3  | 78     | 120         |

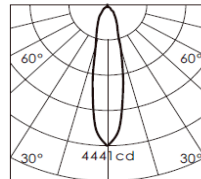


| h(m) | D(m) | Em(lx) | Emax(lx)    |
|------|------|--------|-------------|
| 1    | 0.5  | 728    | 24°<br>2913 |
| 2    | 1.1  | 255    | 728         |
| 3    | 1.6  | 146    | 324         |
| 4    | 2.2  | 100    | 182         |
| 5    | 2.7  | 76     | 117         |

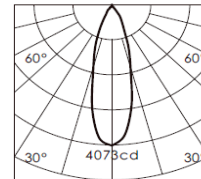


| h(m) | D(m) | Em(lx) | Emax(lx)    |
|------|------|--------|-------------|
| 1    | 0.7  | 493    | 36°<br>1972 |
| 2    | 1.4  | 173    | 493         |
| 3    | 2.1  | 99     | 219         |
| 4    | 2.8  | 68     | 123         |
| 5    | 3.4  | 51     | 79          |

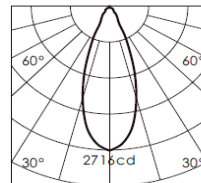
**QL P-FJJC ASPL 20W** 2000lm 1.63kg  
 With LED Driver 36V-500mA  
 230V-50Hz



| h(m) | D(m) | Em(lx) | Emax(lx)    |
|------|------|--------|-------------|
| 1    | 0.5  | 1110   | 15°<br>4441 |
| 2    | 0.9  | 389    | 1110        |
| 3    | 1.4  | 222    | 493         |
| 4    | 1.8  | 153    | 278         |
| 5    | 2.3  | 116    | 178         |



| h(m) | D(m) | Em(lx) | Emax(lx)    |
|------|------|--------|-------------|
| 1    | 0.5  | 1018   | 24°<br>4073 |
| 2    | 1.1  | 356    | 1018        |
| 3    | 1.6  | 203    | 452         |
| 4    | 2.1  | 140    | 255         |
| 5    | 2.7  | 106    | 163         |



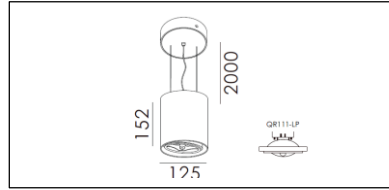
| h(m) | D(m) | Em(lx) | Emax(lx)    |
|------|------|--------|-------------|
| 1    | 0.7  | 679    | 36°<br>2716 |
| 2    | 1.4  | 238    | 679         |
| 3    | 2.1  | 136    | 302         |
| 4    | 2.8  | 94     | 170         |
| 5    | 3.4  | 71     | 109         |

**SURFACE MOUNTED DOWN LIGHTS**

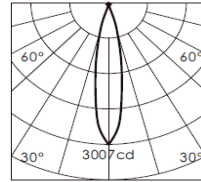


**QL P-AJJA ARPL**  
QR111-LP G53  
230V 50W

1.38kg



**IP20 CE RoHS**



| h(m) | D(m) | Em(lx) | Emax(lx) |
|------|------|--------|----------|
| 1    | 0.8  | 185    | 740      |
| 2    | 1.2  | 115    | 329      |
| 3    | 1.6  | 83     | 185      |
| 4    | 2.0  | 65     | 118      |
| 5    | 2.3  | 53     | 82       |

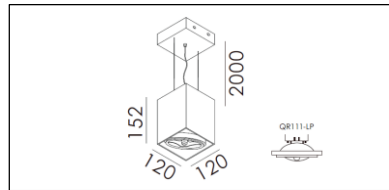
- Luminaire housing: Pure-aluminium
- Ceiling-mounted plate: Steel sheet
- The spot light tilts to a maximum of 0°-25° onto vertical plane and rotates by 358° onto horizontal plane

Powder-coated: **White Silver Black**

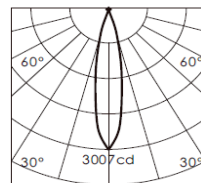


**QL P-AJJI ASPL**  
QR111-LP G53  
230V 50W

1.45kg



**IP20 CE RoHS**



| h(m) | D(m) | Em(lx) | Emax(lx) |
|------|------|--------|----------|
| 1    | 0.8  | 185    | 740      |
| 2    | 1.2  | 115    | 329      |
| 3    | 1.6  | 83     | 185      |
| 4    | 2.0  | 65     | 118      |
| 5    | 2.3  | 53     | 82       |

- Luminaire housing: Pure-aluminium
- Ceiling-mounted plate: Steel sheet
- The spot light tilts to a maximum of 0°-25° onto vertical plane and rotates by 358° onto horizontal plane

Powder-coated: **White Silver Black**