

CEILING RECESSED DOWN LIGHTS

Technical Specifications:

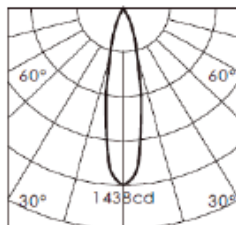
Product Code : QL R-FACH FRDL*/QL R-FACI FRDL*
 Body Material : Die-cast Aluminium with powder- coated
 Reflector : Plastic Black
 Body Color : White, Silver, Black
 Fixed/Adjustable : Fixed
 Light Source : COB LED with optical lens
 Beam Angle : 24°, 36°
 Color Temperature : 2700K, 3000K, 4000K
 CRI : ≥80
 Power Factor : 0.9
 Ingress Protection : IP20
 Driver : Constant Current
 Input Voltage : 220-240V/50-60Hz
 Dimming Options : Triac, 0-10V, DALI
 Mounting Arrangement: Metal clamp
 Life Time : 50000hrs
 Weight : 0.42Kg



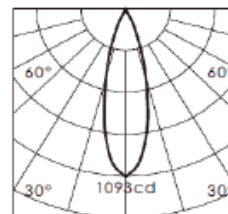
Product Code (*)	Wattage (W)	Lumen Output (lm)	Operating Current (mA)	Overall Diameter (mm)	Overall Height (mm)	Cutout Dimension (mm)
QL R-FACH FRDL 6W	6	3000K-400 4000K- 420	140	90	78	83
QL R-FACH FRDL 10W	10	3000K-600 4000K- 640	250	90	78	83
QL R-FACI FRDL 15W	15	3000K-900 4000K- 960	350	90	98	83

Photometric Distribution Curve:

QL R-FACH FRDL 6W:

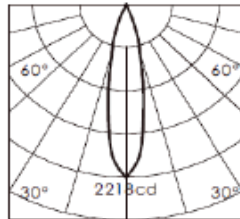


h(m)	D(m)	Em(lx)	Emax(lx)
			24°
1	0.4	338	1352
2	0.8	118	338
3	1.2	69	153
4	1.6	47	86

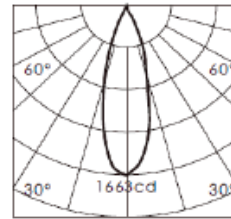


h(m)	D(m)	Em(lx)	Emax(lx)
			36°
1	0.5	273	1093
2	1.1	95	271
3	1.6	54	121
4	2.1	37	68

QL R-FACH FRDL 10W:

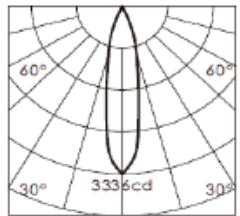


h(m)	D(m)	Em(lx)	Emax(lx)
1	0.4	516	2065
2	0.8	181	516
3	1.3	103	229
4	1.7	71	129

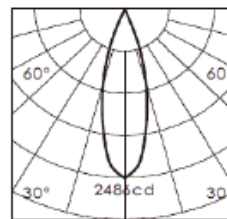


h(m)	D(m)	Em(lx)	Emax(lx)
1	0.6	382	1528
2	1.2	134	382
3	1.8	77	170
4	2.4	53	96

QL R-FACI FRDL 15W:



h(m)	D(m)	Em(lx)	Emax(lx)
1	0.4	792	3166
2	0.8	277	791
3	1.2	158	352
4	1.6	109	198
5	2.0	83	127



h(m)	D(m)	Em(lx)	Emax(lx)
1	0.5	603	2413
2	1.1	211	603
3	1.6	121	268
4	2.2	83	151
5	2.7	63	97

Disclaimer: Our R&D team works towards continuous improvement in product design and features. Please check with us for the latest information pertaining to this product.