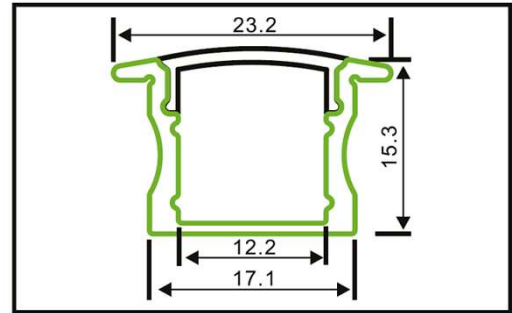


QL DLS 3528



Product Features

- ❖ Thick copper double-sided PCB
- ❖ 3M tape on backside
- ❖ Easy to cut in 100mm segment
- ❖ IP67
- ❖ Diffuse cover
- ❖ Non dimmable

Basic Parameter

- ❖ LED Q'ty/m 120 LEDs
- ❖ Working temperature -20°C~+65°C
- ❖ Minimum Cuttable Length 50mm
- ❖ PCB Width 10mm

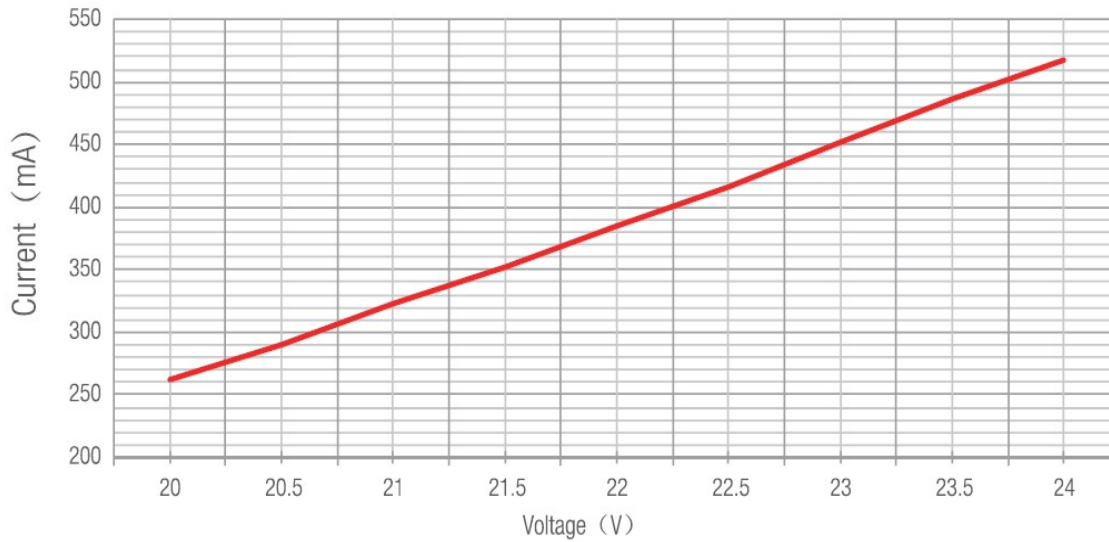
Optical Parameter

- ❖ Input voltage DC 24V
- ❖ Power/m 25W/M
- ❖ Max current / LED 1041mA
- ❖ CRI(Ra) >85
- ❖ Color temperature 3000K
- ❖ Lumen / m 2500LM/m

Structure & Parameter

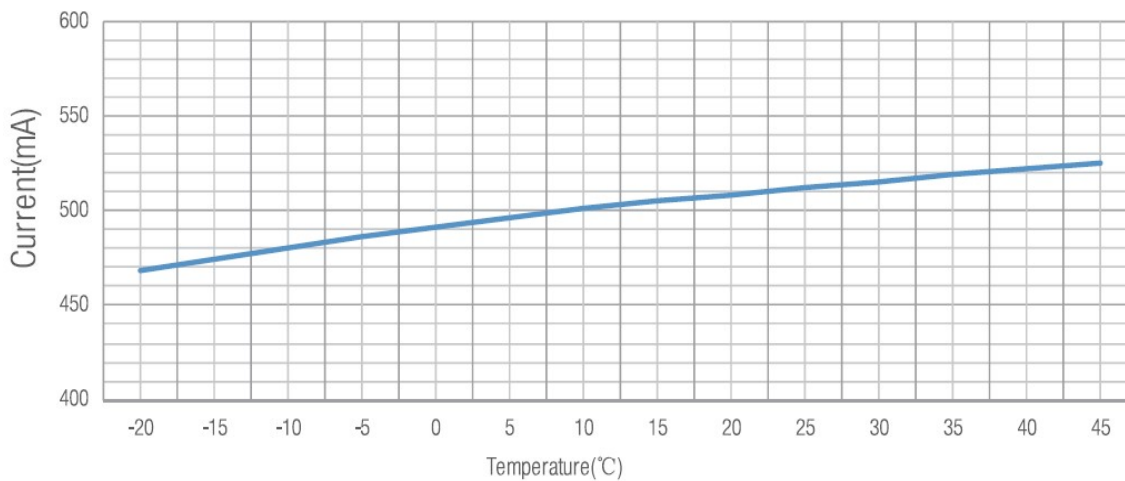


Voltage & Current Curve



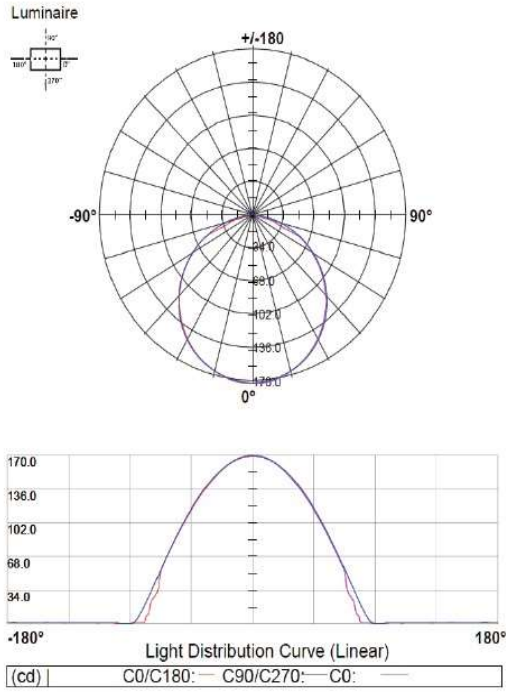
Note: This curve is tested when the IP20 1M LED Strip is under thermal stability after 2h continuous working in 15 °C room temperature.

Temperature & Current Curve

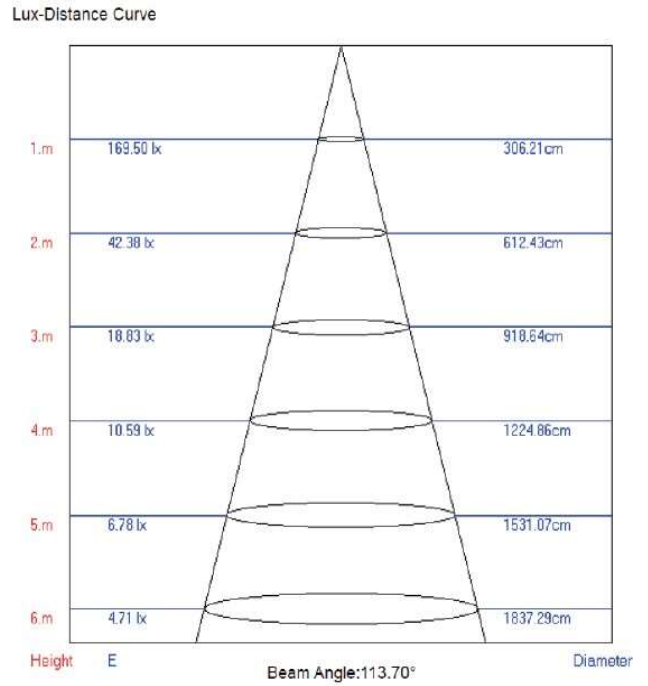


Note: This curve is test data of 1M LED Strip.

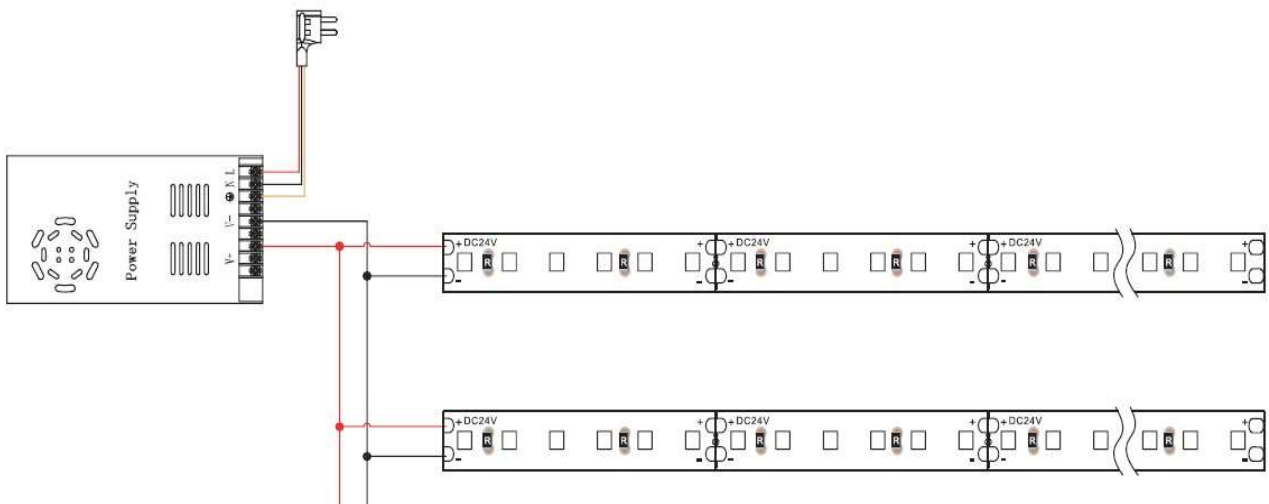
Light Distribution Curve [Unit: cd]



Lux-Distance Curve

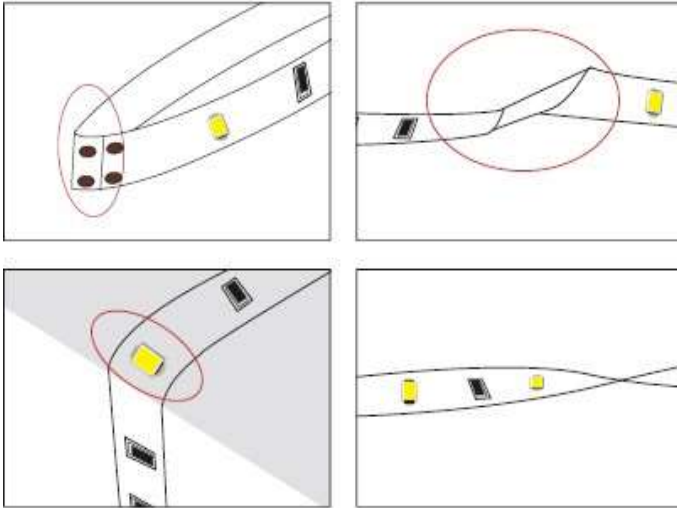


Installation Diagram

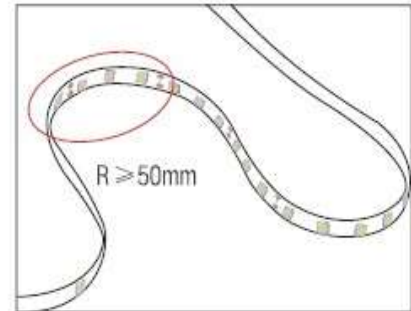


Cautions

When install the led strip,please note the installation technique.The led strip can be bent,but not distorted,as shown below.



Distortion(Wrong)



Bend(Right)

- LED strips are low voltage products,you must use the power supply(transformer).Please don,t connect the led strip directly to the AC 110v or AC 220v,otherwise it will burn out the LED strips.
- Clean up the installation surface,it will ensure the reliability of the adhesive,The electrical connection process must be operated by a professional person.